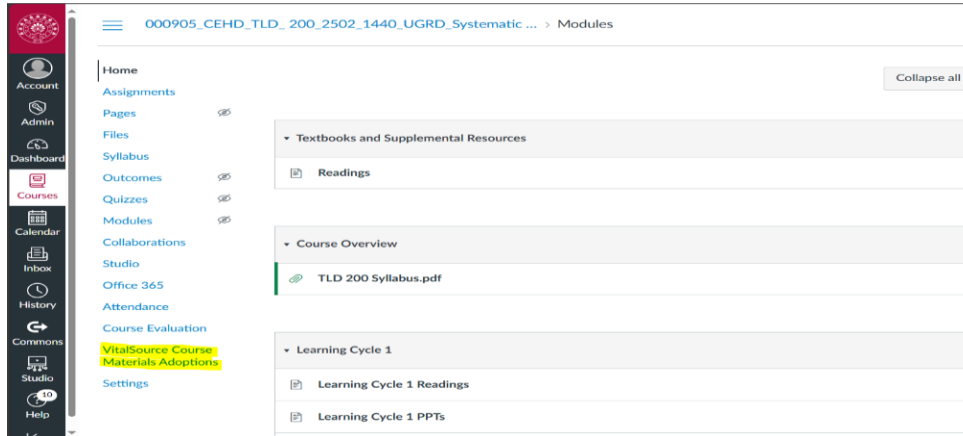
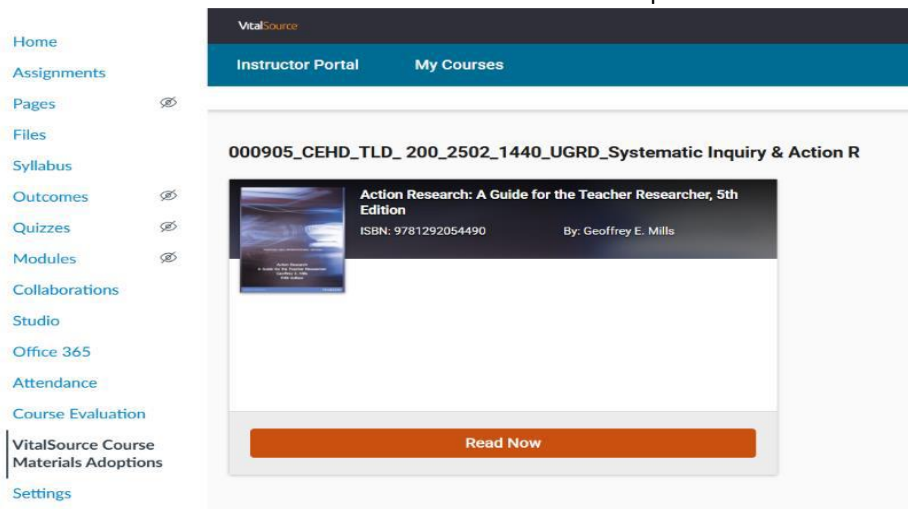


A step-by-step guide on how to access textbooks on VitalSource through Canvas.

1. Login into Canvas:
 - Open your web browser and navigate to [AUIB's Canvas login page](#).
 - Enter your AUIB credentials and press log in.
 - Click on the course for which you need to access the textbook.
2. Inside the course, look for the link or module that says "VitalSource Course Materials Adoptions".



3. Access the Textbook:
 - Click on the Read Now box to be directed to the VitalSource platform.



You may be asked to log in or create a VitalSource account if you haven't already done so.

- **COMPLETE YOUR ACCOUNT**

Use only your AUIB email to access the platform. Personal emails are not permitted.

- After you've completed filling in the required information select (OTHER) as a user
- Once logged into VitalSource, you should see the textbook associated with your course
- Click on the textbook to open it in the VitalSource Bookshelf web reader

Downloading the Book to the Bookshelf App

(Note: To keep a permanent copy of your textbook, it is important to download it to the Bookshelf app. Once downloaded, the textbook will be available for offline reading and won't be removed if it becomes unavailable in the web reader.)

4. Downloading the Book to the Bookshelf App

For Desktop:

- Visit the VitalSource Bookshelf download page.
- Select the appropriate version for your operating system (Windows or Mac) and download the installer.
- Install the app following the on-screen instructions.

For Mobile devices:

- Go to the App Store (iOS) or Google Play Store (Android) on your device.
- Search for "VitalSource Bookshelf."
- Download and install the app.

5. Log into the Bookshelf App:


- Open the Bookshelf app on your device
- Enter the same credentials you used to access VitalSource through Canvas to sign in.

6. Download and Access the Textbook:

- Click on the textbook cover or title.
- Look for a "Download" button or option (this might be an icon, such as a downward arrow)
- After downloading, the textbook will be available for offline reading
- Open the Bookshelf app anytime to read your textbook without needing an internet connection.



**IMG 1 - EBOOK BEING
DOWNLOADED**



**IMG 2 - EBOOK ALREADY
DOWNLOADED**